

CALL FOR INITIATIVES AND PROJECTS

Dear Colleagues,

The ENRLMM is currently building a BIG DATA KNOWLEDGE HUB which will serve all network members as a platform to obtain information on the use, topics and techniques related to big data used in labour market monitoring, as well as to connect the members and experts with each other.

In order to nourish the HUB, we are currently collecting information on the initiatives and projects you have worked on. For this purpose, we kindly ask all ENRLMM members with experience in the use of Big Data for labour market monitoring to describe the specific projects you have worked on.

The information you provide is directly uploaded to the ENRLMM Big Data Knowledge Hub. The Hub will only be accessed by ENRLMM members for research and good practice exchange purposes exclusively, and never for commercial purposes. When the information you facilitate is used by any member in any paper or study, your work will be referenced accordingly.

To upload your experiences in the HUB, please use this link: <https://bigdatahub.uvt.ro>. Please take into account that the request sent in December's Newsletter is outdated and now only this link is relevant.

- You will first need to register for the use of the BIG DATA KNOWLEDGE HUB.
- Then, you will be able to fill in the fields to describe your project.
- And finally you will publish it for it to appear on the Hub (at this stage of Hub's development, all published materials will be available only for registered members).

A tutorial with steps necessary to be employed for uploading materials is attached to this call.

Since we are still in a beta version, if you encounter any technical problems in the process, please contact Ciprian Panzaru (ciprian.panzaru@e-uvt.ro). The coordinator of the Big Data Working Group, Eugenia Atin, will be on leave until September 2021, so please, for any other questions, get in touch with Christa Larsen (c.larsen@em.uni-frankfurt.de).

The Big Data Working Group thanks you very much for your support.

With best wishes,

Ciprian Panzaru and Christa Larsen

ENRLMM Big Data Knowledge Hub

TUTORIAL

Adding resources in [Knowledge Library] section

STEP 1: Go to: <https://bigdatahub.uvt.ro>

Home - Big Data Hub

<https://bigdatahub.uvt.ro>

EUROPEAN NETWORK ON REGIONAL LABOUR MARKET MONITORING

Login / Register

ENRLMM
BD
Big Data
Knowledge Hub

Home About Us Knowledge Library Dissemination Discussions

Welcome to the
ENRLMM Big Data Knowledge Hub

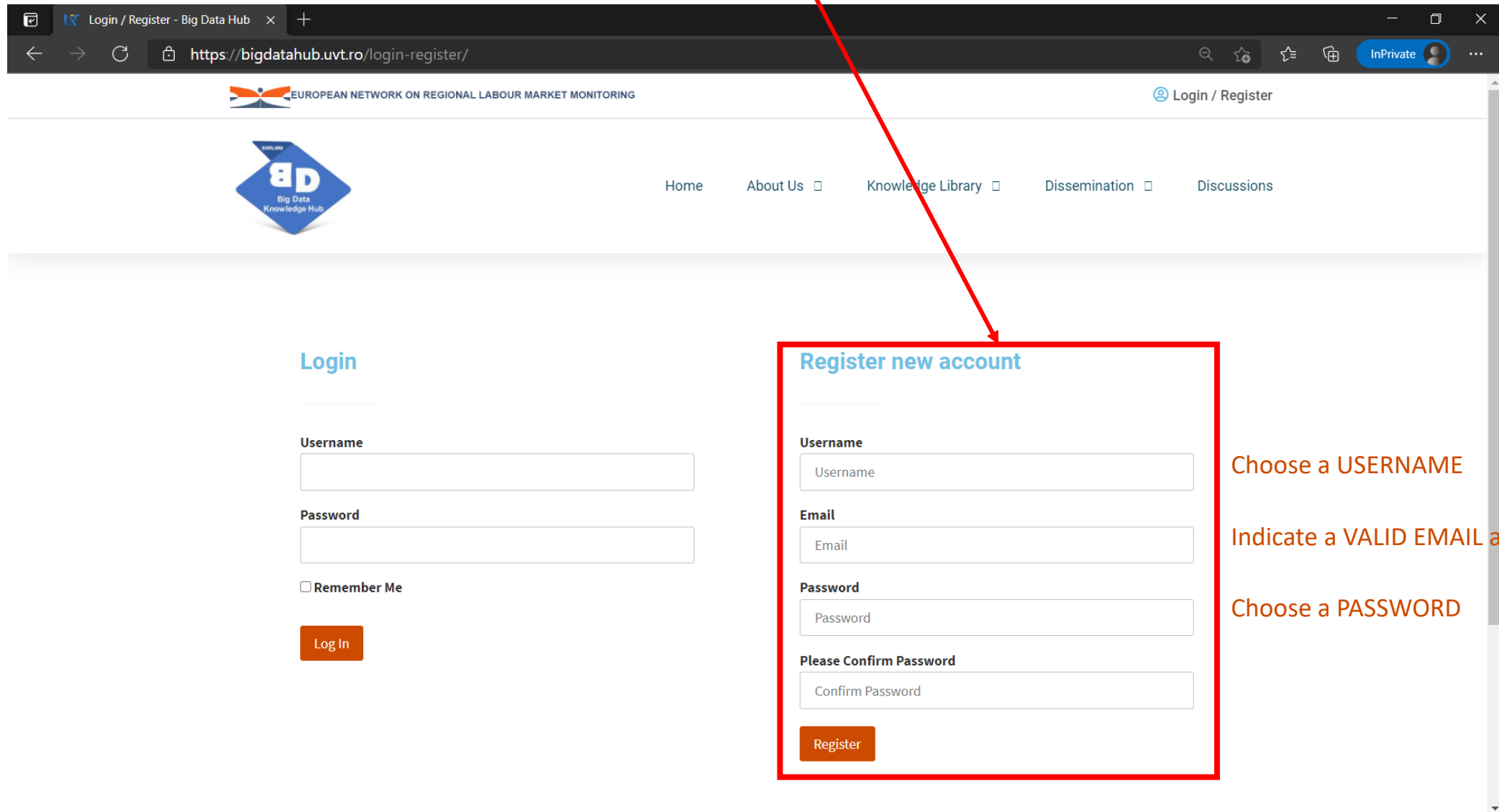
Topics Techniques Data sets

STEP 2: Click on [Login/Register] button

The screenshot shows a web browser window with the URL <https://bigdatahub.uvt.ro>. The browser's address bar shows the URL and a "Private" indicator. The website header includes the logo for the "EUROPEAN NETWORK ON REGIONAL LABOUR MARKET MONITORING" and a "Login / Register" button, which is highlighted with a red rectangular box. A red arrow points from the "STEP 2" text above to this button. Below the header is a navigation menu with links for "Home", "About Us", "Knowledge Library", "Dissemination", and "Discussions". The main content area features a large graphic with the text "Welcome to ENRLMM Big Data Knowledge Hub" and three orange buttons labeled "Topics", "Techniques", and "Data sets". A dropdown menu is visible over the "Topics" button, listing "Topics", "Techniques and data quality", and "Data sets". The footer of the page shows the URL <https://bigdatahub.uvt.ro/knowledge-library/>.

STEP 3: Register new account

 To add a resource in [Knowledge Library] you must register first.



EUROPEAN NETWORK ON REGIONAL LABOUR MARKET MONITORING

Big Data Knowledge Hub

Home About Us Knowledge Library Dissemination Discussions

Login / Register

Login

Username

Password

Remember Me

Log In

Register new account

Username


Email

Password

Please Confirm Password

Register

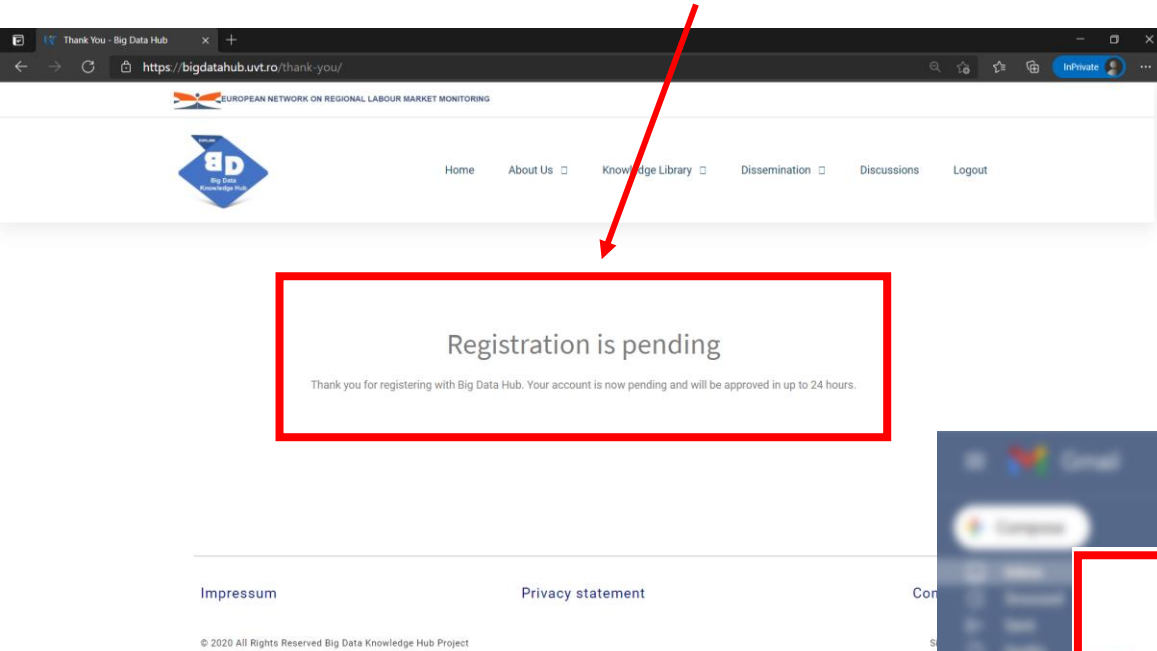
Choose a USERNAME

Indicate a VALID EMAIL address 

Choose a PASSWORD

STEP 4: Wait for confirmation email

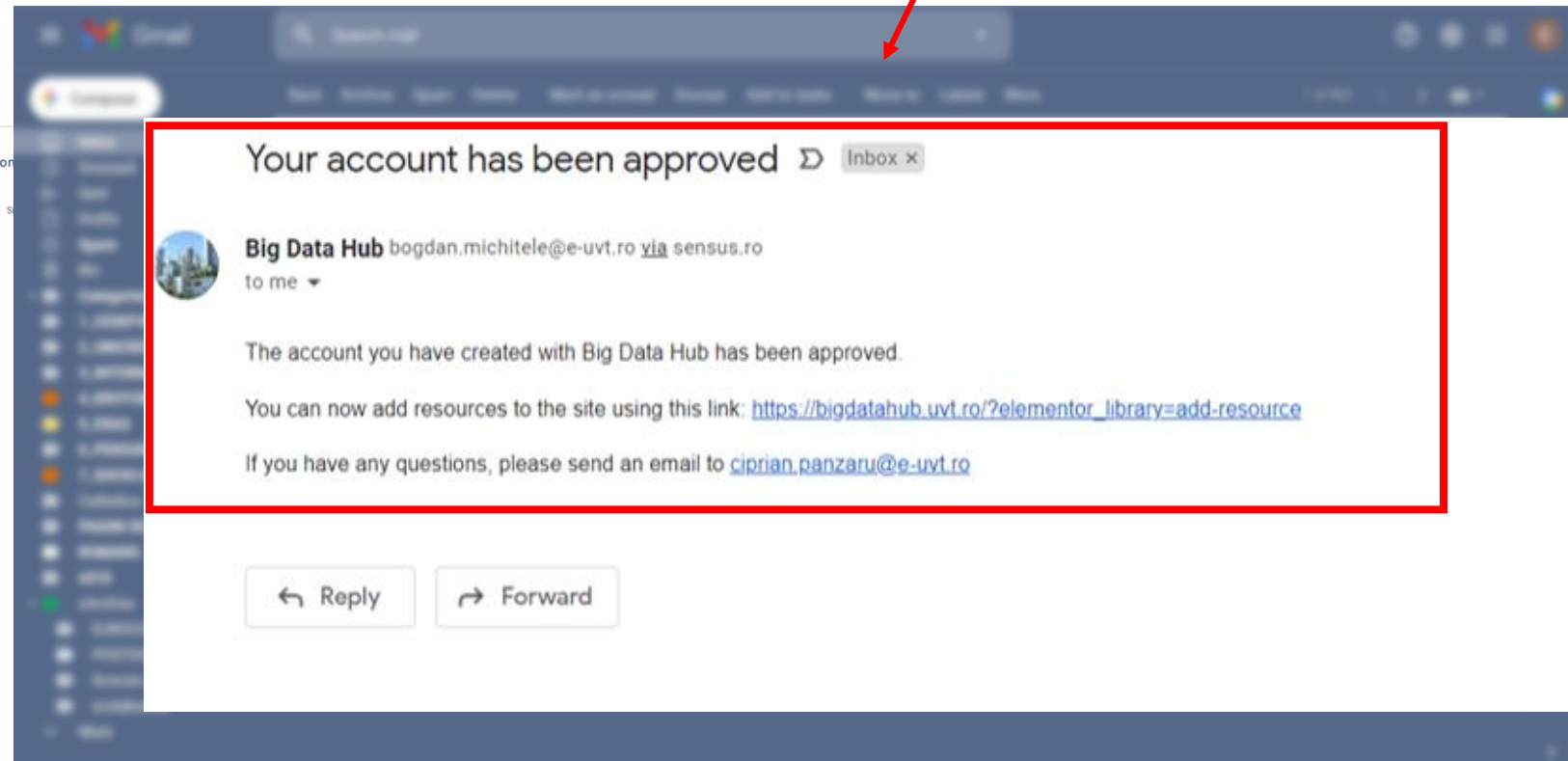
After you choose the USERNAME and PASSWORD, your registration is pending



An approval notification will be sent to your email



Be aware that this could take about 24 hours



STEP 5: Login to add a resource

Upon approval notification you can LOGIN to add a resource

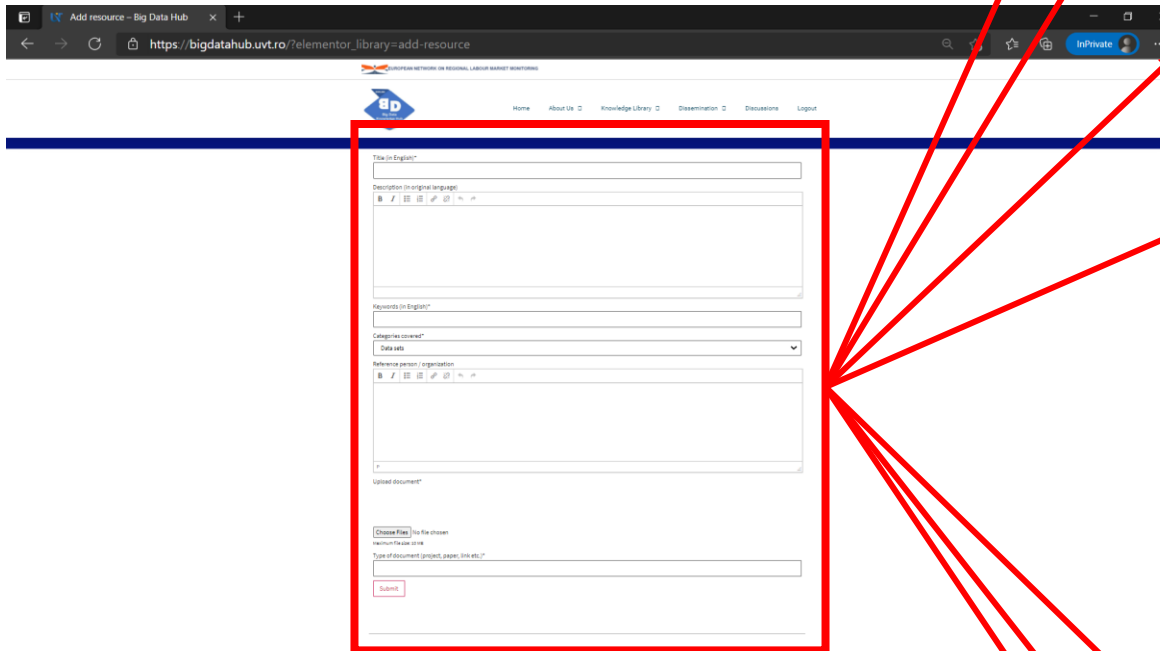
Click on [Login/Register]

The screenshot shows a web browser window with the URL <https://bigdatahub.uvt.ro/login-register/>. The page header includes the logo for the European Network on Regional Labour Market Monitoring and the Big Data Knowledge Hub logo. A navigation menu contains links for Home, About Us, Knowledge Library, Dissemination, and Discussions. A red box highlights the 'Login / Register' link in the top right corner. A red arrow points from this link to the 'Login' form on the left side of the page. The 'Login' form is enclosed in a red border and contains fields for Username and Password, a 'Remember Me' checkbox, and a 'Log In' button. To the right of the 'Login' form is the 'Register new account' form, which includes fields for Username, Email, Password, and Please Confirm Password, along with a 'Register' button.

Insert the USERNAME and
PASSWORD that you choose
in STEP 3

STEP 6: Add a resource

After LOGIN the form for adding a resource will be displayed



Title (in English)*
Give a Title to your resource [this is a required field]

Description (in original language)
B I [list icons] [link icon] [undo icon] [redo icon]
Add a Description [optional]

Keywords (in English)*
Write a few Keywords [this is a required field]

Categories covered*
Data sets Choose the category for your resource [this is a required field]

Data sets

Techniques and data quality

Topics

P

Upload document*

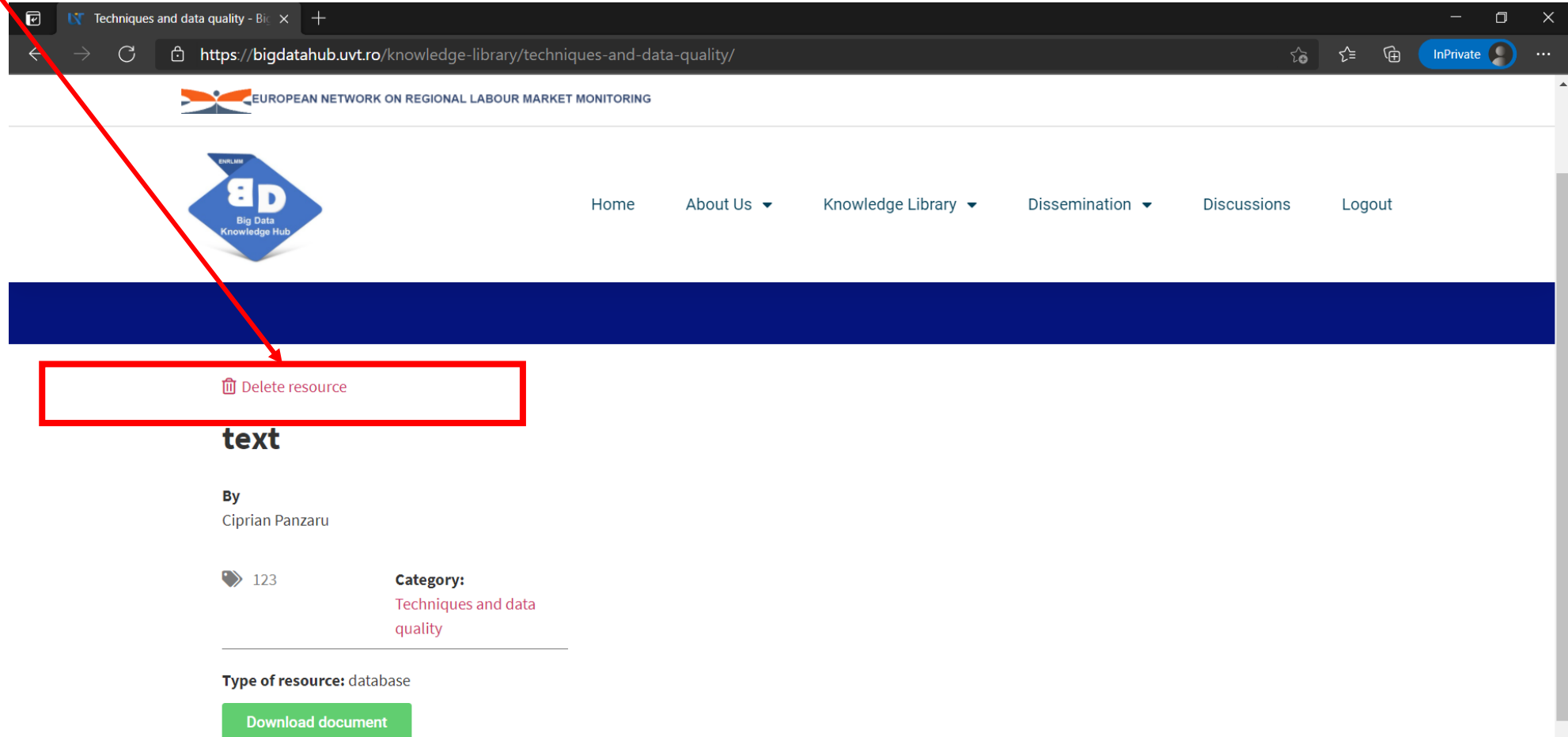
Choose Files No file chosen Select the document you'd like to upload [from your PC]
Maximum file size: 10 MB

Type of document (project, paper, link etc.)*
Indicate the type of resource [this is required field]

Submit Upload the resource

STEP 6.1: Delete the resource

You can delete the resource you uploaded anytime



Techniques and data quality - Big Data Knowledge Hub

EUROPEAN NETWORK ON REGIONAL LABOUR MARKET MONITORING

ENLUM

BD
Big Data
Knowledge Hub

Home About Us Knowledge Library Dissemination Discussions Logout

Delete resource

text

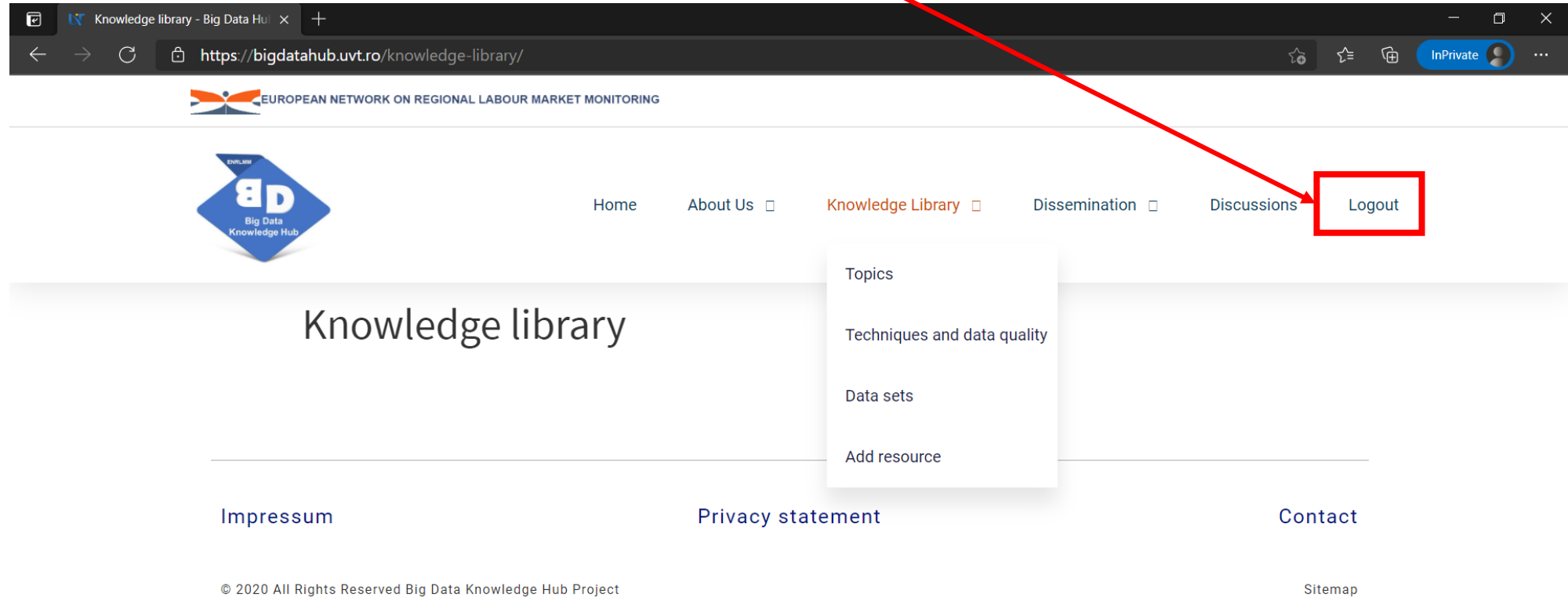
By
Ciprian Panzaru

123 **Category:**
Techniques and data
quality

Type of resource: database

Download document

STEP 7: Don't forget to LOGOUT



The screenshot shows a web browser window with the address bar displaying `https://bigdatahub.uvt.ro/knowledge-library/`. The page header includes the logo for the European Network on Regional Labour Market Monitoring and the Big Data Knowledge Hub logo. The navigation menu contains the following items: Home, About Us, Knowledge Library, Dissemination, Discussions, and Logout. The 'Logout' button is highlighted with a red rectangular box, and a red arrow points from the 'STEP 7: Don't forget to LOGOUT' title to it. A dropdown menu is visible under 'Knowledge Library', containing the following options: Topics, Techniques and data quality, Data sets, and Add resource. The footer of the page includes links for Impressum, Privacy statement, and Contact, along with a Sitemap link and a copyright notice: © 2020 All Rights Reserved Big Data Knowledge Hub Project.

Knowledge library - Big Data Hub

https://bigdatahub.uvt.ro/knowledge-library/

EUROPEAN NETWORK ON REGIONAL LABOUR MARKET MONITORING

BD Big Data Knowledge Hub

Home About Us Knowledge Library Dissemination Discussions Logout

Knowledge library

Topics
Techniques and data quality
Data sets
Add resource

Impressum Privacy statement Contact

© 2020 All Rights Reserved Big Data Knowledge Hub Project Sitemap

If you have any questions do not hesitate to contact:

info@drkipper.de
ciprian.panzaru@e-uvt.ro